

Economic Environment Committee

Formerly known as the EFCA Barometer Task Group

Paris, 10th June 2022

Henrik Garver

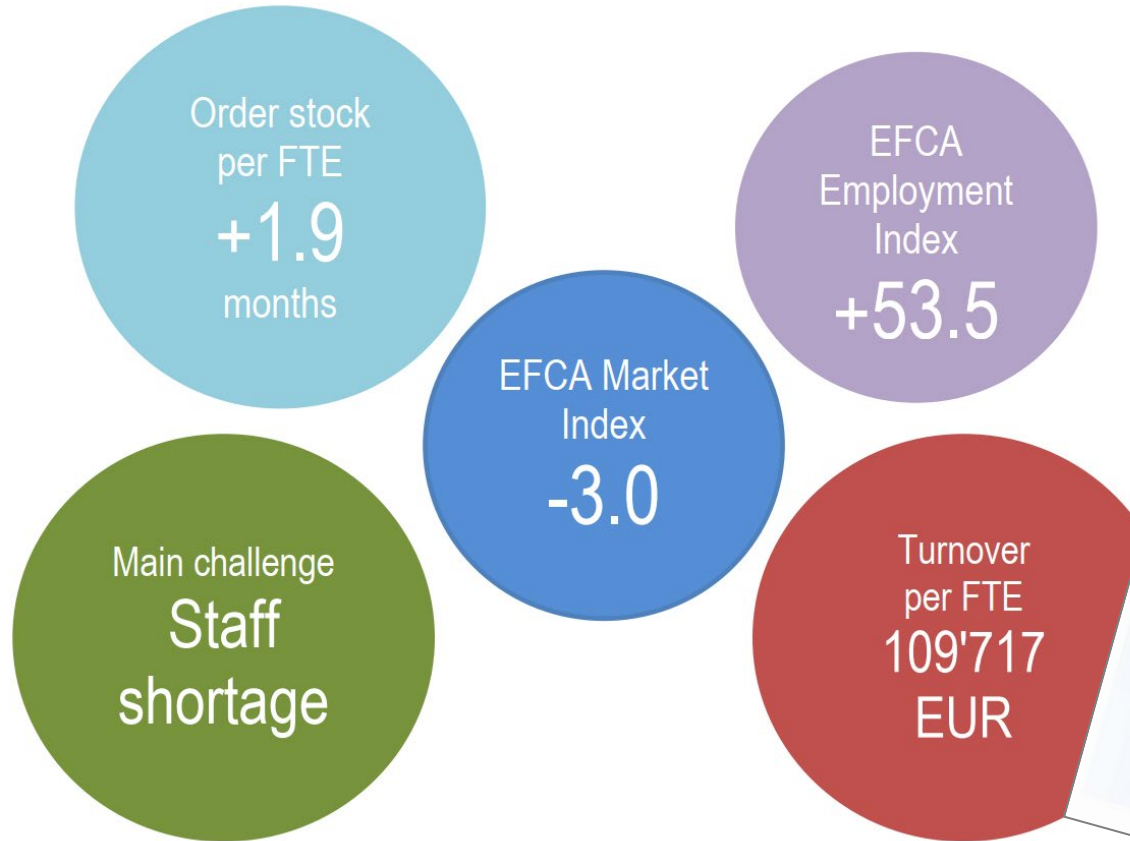
The EFCA Barometer has changed

- More condensed information
- Fewer maps
- Top tier countries on industry sectors
- New Country overview
- And then we've kept all the good stuff from the past 😊
- Indexes
- Challenges
- Market overview
- The European Commission forecast
- Etc.

Country Overview

Austria, ACA				Belgium, ORI				Bulgaria, BACEA				
Market				Market		OK		Market			OK	
Staff				Staff		→	→	Staff			→	→
Order stock				Order stock	8,9	↘	→	Order stock	3,0		→	↗
Turnover				Turnover		→	↘	Turnover			→	↗
Domestic/Public/Export				Domestic/Public/Export	33,5	58,0	8,5	Domestic/Public/Export	30,0	60,0	10,0	
Profit ratio (EBITDA)				Profit ratio (EBITDA)	7,0		→	Profit ratio (EBITDA)			↘	→
Czech Republic, CACE				Denmark, FRI				Estonia, EAACEC				
Market		Strong		Market		Good		Market			OK	
Staff		→	→	Staff		↗	↗	Staff			→	→
Order stock	8,0	↗	↗	Order stock	5,7	↗	→	Order stock	7,9		→	→
Turnover		↗	↗	Turnover		↗	↗	Turnover			→	→
Domestic/Public/Export	50,0	46,0	4,0	Domestic/Public/Export	42,0	38,0	20,0	Domestic/Public/Export	50,0	42,0	7,5	
Profit ratio (EBITDA)	5,0	↗	→	Profit ratio (EBITDA)	6,9	↗	→	Profit ratio (EBITDA)	8,5		→	↗
Finland, SKOL				France, Syntec / Cinov*				Germany, VBI				
Market		Good		Market		Strong		Market			Strong	
Staff		↗	→	Staff		→	↗	Staff			↗	↗
Order stock	1,6	↗	→	Order stock	12,2	↗	→	Order stock	11,0		→	→
Turnover		→	→	Turnover		↗	↗	Turnover			→	→
Domestic/Public/Export	62,0	32,0	6,0	Domestic/Public/Export	38,9	57,2	3,9	Domestic/Public/Export	45,0	50,0	5,0	
Profit ratio (EBITDA)				Profit ratio (EBITDA)	7,4	↗	↗	Profit ratio (EBITDA)			→	→
Greece, Hellasco				Hungary, AHCEA				Ireland, ACEI				
Market		OK		Market		OK		Market			Strong	
Staff		↗	↗	Staff		→	↘	Staff			↗	↗
Order stock	3,0	↗	↗	Order stock		↗	↗	Order stock	10,0		→	↗
Turnover		↗	↗	Turnover		→	→	Turnover			↗	↗
Domestic/Public/Export	44,0	40,0	16,0	Domestic/Public/Export				Domestic/Public/Export	50,0	40,0	10,0	

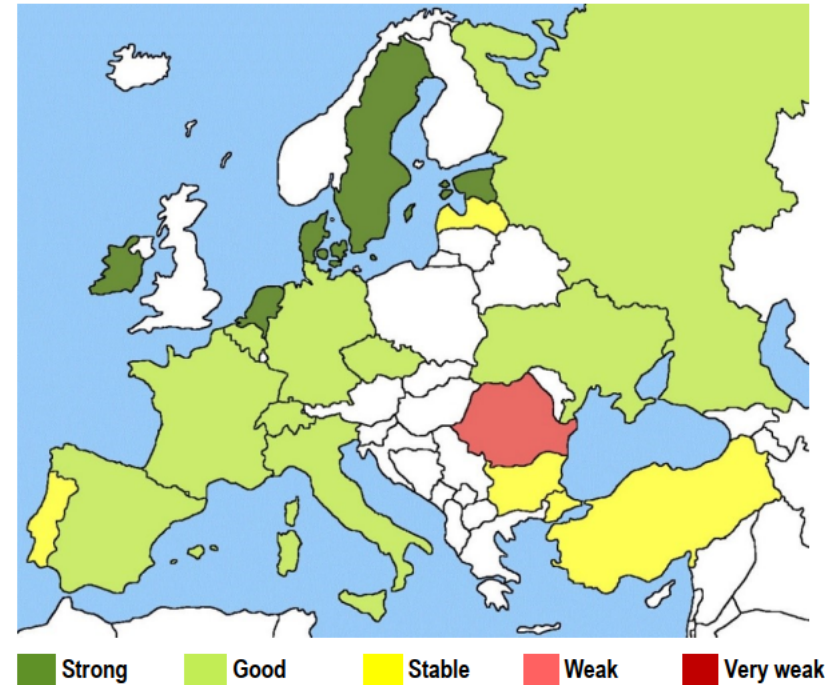
One figure says it all



The current market

- Covid-19 recovery
- War in Ukraine
- Inflation
- Increasing interest rates
- Supply-chain bottlenecks
- Shortage of materials
- Shortage of staff

Current state of European Markets. EFCA Survey Spring 2022



EFCA Industry Barometer Task Force, April 2022

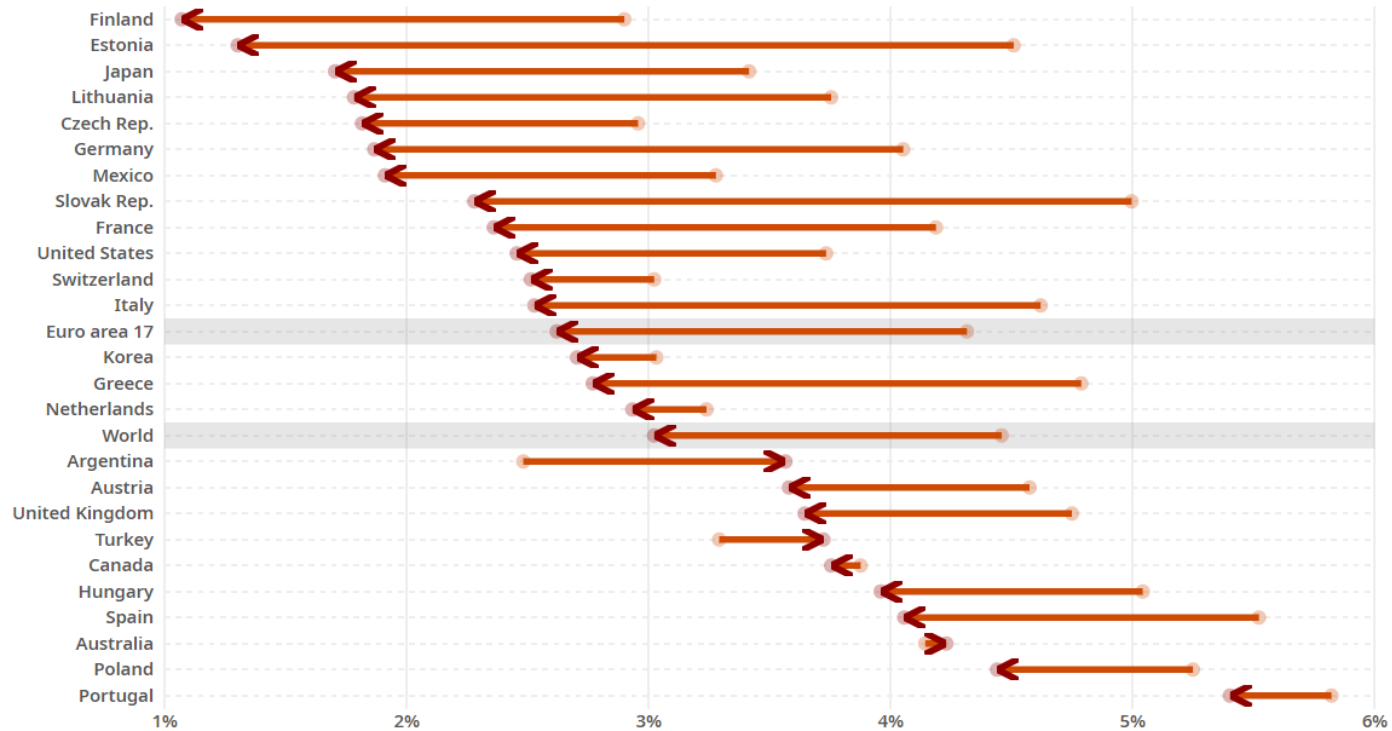
QUICK OVERVIEW, OVERALL MARKET IN EUROPE	
Current market status	➔
Expected order stock coming 6 months	➔
Expected turnover coming 6 months	➔
Expected staff change coming 6 months	➔

The current market

Annual GDP growth projections for 2022

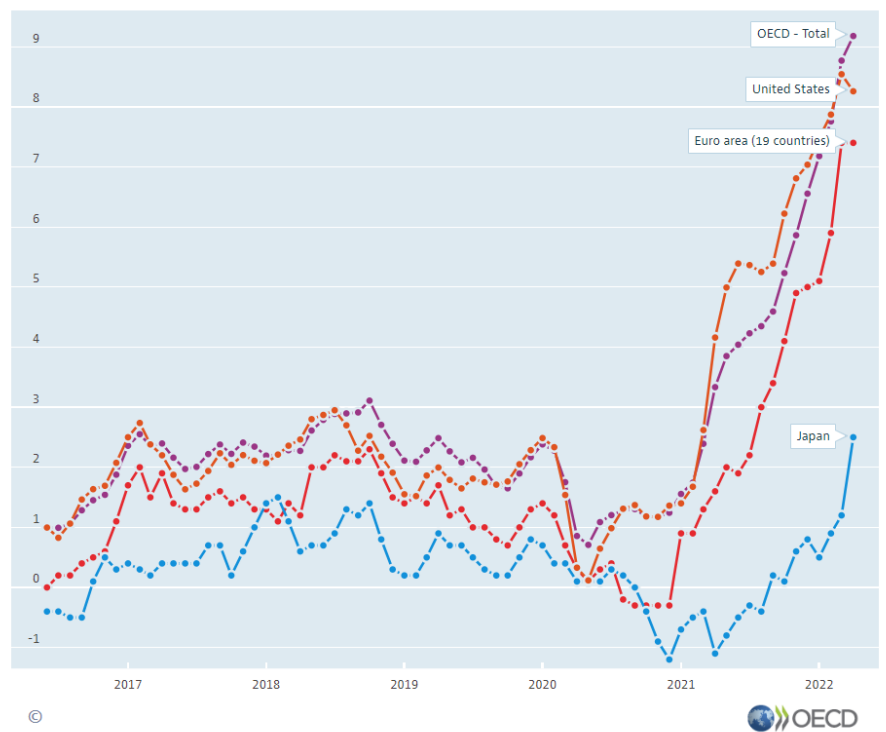
Year on year, %

● December 2021 projection ● June 2022 projection



Source: OECD Economic Outlook (Edition 2022/1).

Inflation (CPI) Total, Annual growth rate (%), Jun 2016 – Apr 2022



Do we see uncertainty in the market?



Average order s

12,0

10,0

8,0

6,0

4,0

2014-2

2015-1

6,5

7

EFCA Market Index, spring 2018 – spring 2022

2018-1 = 100 (see appendix, definitions).

120

110

100

90

80

70

60

50

40

2018-1

10

EFCA Employment Index, spring 2018 – spring 2022

2018-1 = 100 (see appendix, definitions).

180

120

60

0

-60

-120

2018-1

2018-2

2019-1

2019-2

2020-1

2020-2

2021-1

2021-2

2022-1

2022-2

100,0

105,0

120,0

184,6

122,7

-16,7

90,0

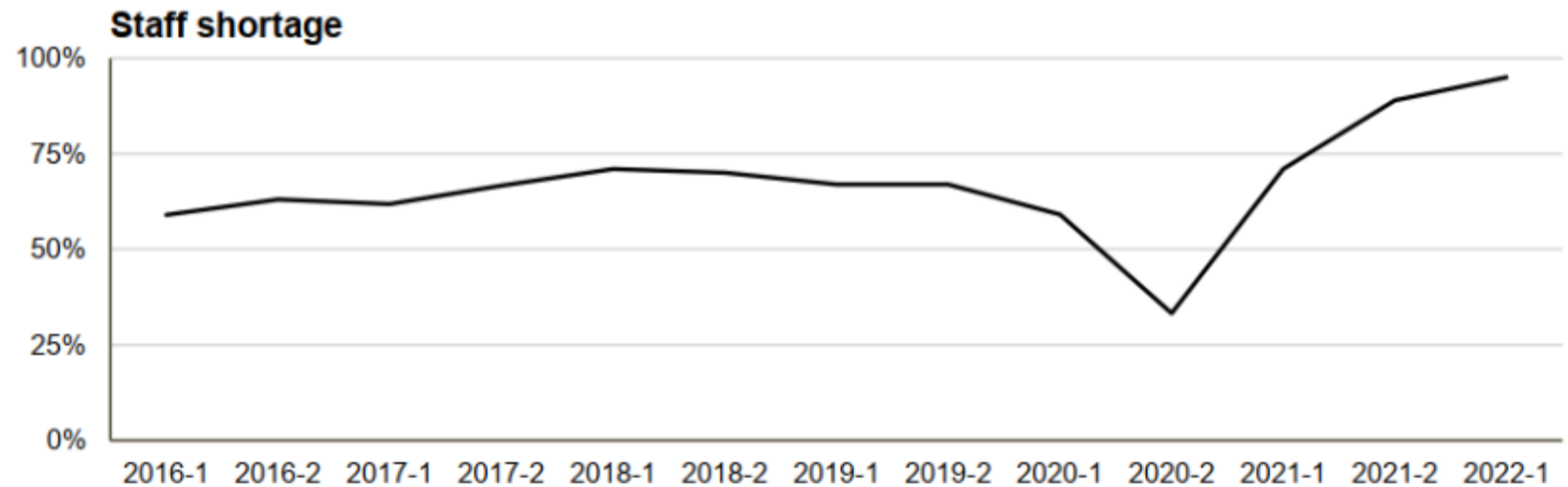
-15,8

143,5

130,4

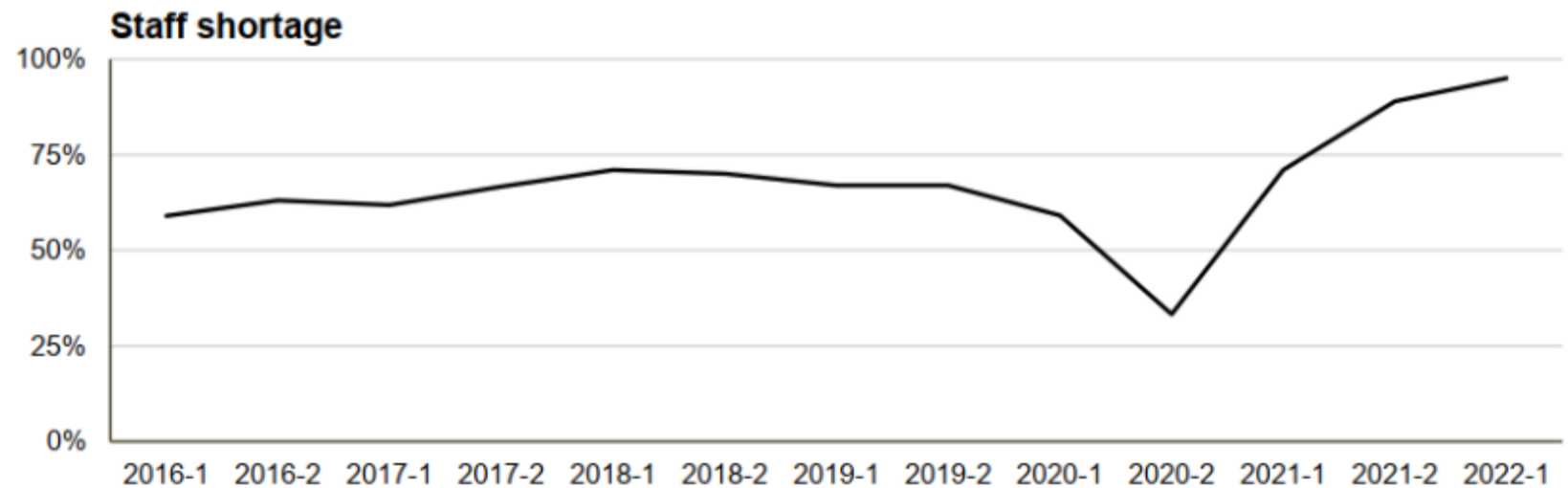
Main challenges faced by the companies

- Staff shortage
- Low fees
- Salary increases (+ 2 positions)
- Digitalisation
- Bureacracy/red tape



Main challenges faced by the committee

- Staff shortage!



- Implementing the new EFCA look for future reports

Thank you for listening

—
Thank you to:

- Laurens Abu-Talib, USIC
- Ellen Smit, Nlingenieurs
- Christophe Hautier, ORI